





Curriculum Information - Year Three and Four - Summer 2

<p>Class text</p>	<p>This half term we shall be exploring the classic text by Emma Carroll The Sun King. Using this narrative we will continue to build upon our inference skills, whilst beginning to consider the author as communicating directly with the reader to convey ideas and make wider implications to the context in which the narrative is set.</p>	
<p>RE</p>	<p>In our RE lessons, we will look at the following:  <b>Sharing in the Life</b> - The focus will be the Universal Church established upon the Eucharist as the Sacrament which celebrates the Church's Unity.   <b>Special Roles and Responsibilities</b> - Our final unit will investigate the different tasks and responsibilities given to people in the Church.</p>	
<p>English</p> 	<p>In English this half term, we will be reading our new class text, which is Secrets of a Sun King written by Emma Carroll. Using our lessons as a stimulus and as an awareness of the wider contextual implications of the narrative, we will use the text to look closely at examples of explanation texts in other contexts.</p> <ul style="list-style-type: none"> <li>• information books or leaflets</li> <li>• recipes</li> <li>• news or current affairs articles</li> <li>• guides and manuals</li> </ul> <p><i>Ongoing teaching and learning throughout this and every term will include:  *Grammar *Handwriting *Spellings *Reading and comprehension skills</i></p>	
<p>Maths</p> 	<ul style="list-style-type: none"> <li>• <b>Power Maths Textbook C (Year 3)</b></li> <li>• Fractions</li> </ul>	

- Time
- Angles and property of shape  
**Power Maths Textbook (year 4)**
- Decimals
- Money
- Time


Please continue to practise times tables. This half term, the children will be completing a Times Tables Test: a government test. A helpful website to help practise for this is <https://www.timestables.co.uk/multiplication-tables-check/> which we will have been using in class too.

Science

**"How can we manipulate our shadows?"**

In Science, we will begin to look at our new unit of learning 'Light' with a focus on the following aspects.

- Recognise that they need light in order to see things, and that dark is the absence of light
- Notice that light is reflected from surfaces
- Find patterns in the way that the size of shadows change
- Recognise that light can be dangerous and that there are ways to protect their eyes
- Recognise that shadows are formed when the light from a light source is blocked by an opaque object.



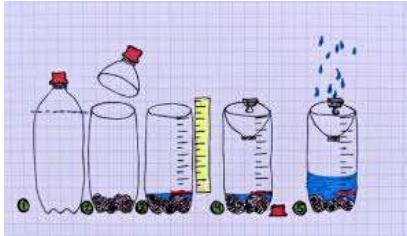

Geography



**Why are mountains so important?**




This half term, we will be exploring Mountains. The children will be able to:


- Describe and understand key aspects of: physical geography, including: climate zones, biomes and vegetation belts, rivers,



	<p>mountains, volcanoes and earthquakes, and the water cycle.</p> <ul style="list-style-type: none"> <li>• Know about, name and locate many of the world's most famous mountain regions</li> <li>• Know where the main mountain regions are in the UK</li> </ul>	
DT	<p><b><u>Are water gauges essential to our life?</u></b></p> <p>Design, make and evaluate- Make a water gauge.</p> <ul style="list-style-type: none"> <li>• Use a range of sources to collect information prior to designing a product.</li> <li>• Make a product that functions correctly.</li> <li>• Design a product, using research and other people to inform the design</li> <li>• explain how the original design has been improved</li> <li>• measure accurately</li> <li>• evaluate and suggest improvement for</li> </ul>	
Computing	<p>Year 3: Presentation skills children will work towards:</p> <ul style="list-style-type: none"> <li>• creating hyperlinks to other slides</li> <li>• Use slide transitions</li> <li>• Record audio onto slides</li> <li>• Plan a branching story</li> </ul> <p>Year 4: Using and Applying Children will work towards</p> <ul style="list-style-type: none"> <li>• Select, use and combine a variety of software to design and create a range of programs, systems and content that accomplish given goals.</li> </ul>	

	<ul style="list-style-type: none"> <li>• collecting, analysing, evaluating and presenting data and information.</li> <li>• Children choose from a variety of software to design and create a new cartoon character, adding a story or description along with other elements before deciding how to present their work.</li> </ul>	
<p>French</p>	<p style="text-align: center;"><u><b>Gourmet tour of France</b></u></p> <p>Pupils who are <b>secure</b> will be able to:</p> <ul style="list-style-type: none"> <li>• Listen and respond to single words, short phrases and full sentences.</li> <li>• Follow a short text or rhyme, listening and reading at the same time.</li> <li>• Recognise some familiar French words in written form.</li> <li>• Begin to understand and notice cognates and near cognates.</li> <li>• Begin to explore various language detective strategies.</li> <li>• Use a bilingual dictionary to find the meaning of unknown words and check the spelling of unfamiliar words.</li> <li>• Use visual and contextual clues to make predictions about the meaning of unfamiliar vocabulary.</li> <li>• Discuss similarities and differences between customs and traditions in</li> </ul>	 <p style="text-align: right;">★★★★★</p>  <p style="text-align: right;">★★★★★</p>

	<p>France and the UK.</p> <ul style="list-style-type: none"> <li>• Discover French festivals and their traditions.</li> <li>• Order typical French food and/or drink.</li> </ul>	
PE	<p>This half-term, Year 3 and 4 will be working with Mr Sigley on a Monday morning when we return to school. Please ensure that children bring the appropriate P.E. kit to school for this. Children will be focussing on Orienteering/Golf.</p>	
Music	<p><u>Music</u> Music lessons will again be taught by our specialist music teacher Mrs Amison each Tuesday.</p> <ul style="list-style-type: none"> <li>• Year 3- Listening skills development through singing games. (Summer Concert)</li> <li>• Year 4 - What features make music suitable for dancing?</li> </ul>	
Homework	<ul style="list-style-type: none"> <li>• Daily Maths and Literacy set each day</li> <li>• Two pieces of homework (Maths or English as well as one foundation subject) will be handed out on a Thursday and should be completed and handed in on the following Monday. This may be completed on Teams or within weekly homework books.</li> <li>• Spellings and Times tables are tested weekly. Times table tests will be</li> </ul>	

	<p>integral this half term for the year 4s as we prepare for the times table check.</p>	
<p>Key events for the half term</p>	<ul style="list-style-type: none"><li>• Class Mass Tuesday 11<sup>th</sup> June 9:15am</li><li>• Class Saints Day- Thursday 6<sup>th</sup> June 9:15am</li><li>• Yr 4 MTC June</li><li>• Yr 4 Victoria Hall 9am</li><li>• Class Wizard of Oz show SMW 9am.</li></ul>	 The logo for 'KEY EVENTS' features a yellow keyhole icon above the word 'KEY' in a bold, black, sans-serif font. Below 'KEY' is the word 'EVENTS' in a smaller, black, sans-serif font. The entire logo is set against a white background.