



















## Curriculum Information - Year One and Two - Spring 2

<p>Class text</p>	<p>This half term we will be focusing on two really exciting new texts. We will begin our term reading 'The Snail and the Whale' by Julia Donaldson. We will be using this text to develop our character writing. Next, we will be reading 'The Day the crayons Quit' by Oliver Jeffers. We will be using this text to write an informal letter. We will look at the conventions of informal letters and use this to write a letter from one of the crayons who quit!</p>	
<p>RE</p> 	<p>The first unit we will be looking at in RE this half term, is forgiveness. We will look at how <b>forgiveness</b> is a gift we receive and how it is a way that we can show love to others. We will also look carefully at the choices we make and when we need to say sorry for our actions.</p> <p>The second unit for this half term is <b>Lent</b>. We will look carefully at how Lent is a time of change and growing to be more like Jesus by following his example. The children will also have the opportunity to take part in Lenten liturgies as we celebrate our growth towards becoming like Jesus.</p>	
<p>English</p> 	<p><u>Year 1</u></p> <ul style="list-style-type: none"> <li>• Use phonics to label.</li> <li>• Combine words to make sentences.</li> <li>• Separate words with spaces.</li> <li>• Use capital letters and full stops to demarcate sentences.</li> <li>• Orally rehearse sentence structure.</li> <li>• Write dictated sentences.</li> <li>• Use capital letters for personal pronoun I.</li> </ul> <p><u>Year 2</u></p> <ul style="list-style-type: none"> <li>• Role play dialogue.</li> <li>• Use phrases drawn from story language to add interest.</li> <li>• Co-ordination (or, and, but)</li> <li>• Make adjectives using suffixes such as -ful and -less.</li> <li>• Noun phrases.</li> <li>• Correct choice and consistent use of present and past tense.</li> <li>• Use capital letters and full stops to demarcate sentences.</li> <li>• Use commas to separate items in a list.</li> <li>• Apostrophes to mark where letters are missing.</li> </ul>	
<p>Maths</p> 	<p><b>Y1:</b></p> <ul style="list-style-type: none"> <li>• Continuing with addition and subtraction within 20.</li> <li>• Numbers to 50.</li> </ul>	

	<ul style="list-style-type: none"> <li>• Introducing length and height.</li> <li>• Introducing mass and capacity.</li> </ul> <p><b>Y2:</b></p> <ul style="list-style-type: none"> <li>• Continuing with multiplication and division.</li> <li>• Length and height.</li> <li>• Mass, capacity and temperature.</li> </ul>	
<p>Science</p> 	<p><u>Can materials be changed?</u></p> <ul style="list-style-type: none"> <li>• Identify and compare the suitability of a variety of everyday materials, including wood, metal, plastic, glass, brick, rock, paper and cardboard for particular uses.</li> <li>• Find out how the shapes of solid objects made from some materials can be changed by squashing, bending, twisting and stretching.</li> </ul>	
<p>History</p> 	<p><u>Why is Josiah Wedgwood so important in Stoke?</u></p> <ul style="list-style-type: none"> <li>• Use words and phrases like before, after, past, present, then and now.</li> <li>• Use words and phrases like old, new, a long time ago.</li> <li>• Know about someone famous who was born or lived near our town.</li> </ul>	
<p>Art</p> 	<p><u>How can I make a bird?</u></p> <p>Key Concepts:</p> <ul style="list-style-type: none"> <li>• That there is a relationship between drawing &amp; making – we can transform 2d to 3d.</li> <li>• That we can use observational drawing and experimental mark-making together to make art.</li> <li>• That we can work from similar stimulus or starting point but end up with very different individual results.</li> <li>• That the individual results can then be brought together to make a whole artwork.</li> </ul>	

<p>Computing</p> 	<p>In computing this half term we will be focusing on 'Creating Pictures'.</p> <div data-bbox="454 224 834 295"> <p><b>Key Learning</b></p> </div> <ul style="list-style-type: none"> <li>• To learn the functions of the 2Paint a Picture tool.</li> <li>• To learn about and recreate the Impressionist style of art (Monet, Degas, Renoir).</li> <li>• To recreate Pointillist art and look at the work of pointillist artists such as Seurat.</li> <li>• To learn about the work of Piet Mondrian and recreate the style using the lines template.</li> <li>• To learn about the work of William Morris and recreate the style using the patterns template.</li> <li>• To explore surrealism and eCollage.</li> </ul>	
<p>French</p> 	<ul style="list-style-type: none"> <li>• The children will be using their French phrases during the afternoon register.</li> <li>• We will be learning lots of basic phrases for greetings.</li> </ul>	
<p>PE</p> 	<ul style="list-style-type: none"> <li>• Y2 will have swimming on Monday afternoons. Please see the school website for details on swimming kits.</li> <li>• Y1 will have PE with Mrs Sigley on a Monday PM.</li> <li>• Y1 and Y2 will have dance with Mr Case on Thursday mornings.</li> </ul>	
<p>Music</p> 	<p>Y1: We will be singing songs that help us to explore changing pitch and discern the highest note of a melody. We will listen out for changes in pitch in a variety of music examples. We will work together to make music that illustrates a traditional nursery rhyme, by choosing appropriate pitch and tempo; and we will continue to develop our reading of basic rhythm notation.</p> <p>Y2: We will be singing songs that use ostinato patterns. In listening to a range of musical examples, we will identify contrasts of dynamics and timbres in pieces that contain ostinati. We will compose our own rhythmic ostinato patterns and perform them together to create more a complex musical texture</p>	
<p>Key events for the half term</p>	<ul style="list-style-type: none"> <li>• Friday 28<sup>th</sup> March - Mother's Day Prayer Service - 9:15am</li> <li>• Monday 31<sup>st</sup> March - KS1 Lenten Prayer Service - 9:15am</li> <li>• Wednesday 9<sup>th</sup> April - KS1 Lenten Prayer Service - 9:15am</li> </ul>	

